
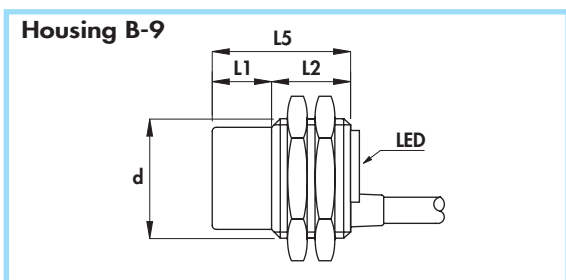
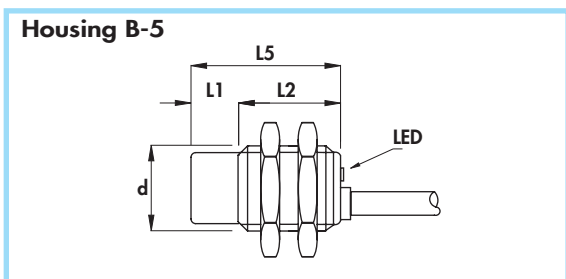
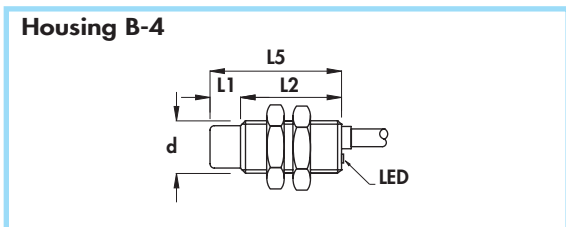
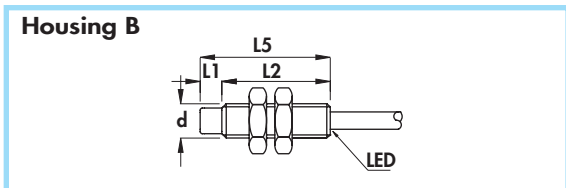


CYLINDRICAL INDUCTIVE SENSORS IN METAL HOUSING

- **NAMUR SERIES with LED**
- **Non amplified in d.c. 2 wires**
- **Cable output**



General Features:

With this new series of sensors it's possible to drive specific inputs for NAMUR sensors or inputs for 2 wires amplified switches with low current (up to 10 mA). The output is internally triggered and monitored by LED. The load can be applied on both terminals (function PNP or NPN).

Technical data:

- Working voltage: $7,7 \div 30$ Vdc
- Max ripple: 10%
- Off-state current (I_o): <1 mA
- Minimum operational current (I_m): 2 mA
- Rated operational current (I_a): 10 mA
- Voltage drop (U_d) with load 10 mA: < 6,5 V
- Voltage drop (U_d) with load 8 mA: < 5 V
- Temperature range: $-25^\circ \div +70^\circ\text{C}$
- Max thermal drift of sensing distance S_p : $\pm 10\%$
- Repeat accuracy (R): 2%
- Switching hysteresis (H): 10%
- Degree of protection: IP67
- Switch status indicator: yellow LED
- Cable conductor cross section: $0,35 \text{ mm}^2$ on 8 and 12 mm
 $0,75 \text{ mm}^2$ on 18 and 30 mm

- Protected against short-circuit and overload (8 mm not included)
- Protected against any wrong connection
- According to EN60947-5-6
- Electromagnetic compatibility (EMC) according to EN60947-5-2
- Shock and vibration resistance according to EN60068-2-27 EN60068-2-6
- For certified ATEX version see ATEX Catalogue

Diameter	M8 x 1	M12 x 1	M18 x 1	M30 x 1,5
Nut	Size	SW13	SW17	SW24
	Thickness mm	4	4	4
Max tightening torque Nm	10	15	35	80

Materials:

- Cable: 2 m PVC CEI 20 - 22 II; 90°C; 300 V; O.R.
- Housing 8 mm: stainless steel
- Housing 12 - 18 - 30 mm: nickel plated brass
- Sensing face: plastic

Use according to NAMUR:

- Supply voltage: $7,7 \div 9$ Vdc
- Consumption at 8,2 V with $R_x = 1000 \Omega$
 - with metal: ≤ 1 mA
 - without metal: ≥ 3 mA

Housing	Flush mounting Non flush mounting	L1	L2	L3	L4	L5	Cable diameter	Body diameter (d)	Max switching frequency (f)	Nominal sensing distance ($S_n \pm 10\%$)	ORDERING REFERENCES	
											mm	mm
B	•	-	30	-	-	30	4	M8 x 1	3	1,5	 DC8/4600S DC8/5600S	 DC8/4610S DC8/5610S
B	•	5	25	-	-	30	4	M8 x 1	2	2,5		
B-4	•	-	30	-	-	30	4	M12 x 1	2	2	DC12/4600KS DC12/5600KS	DC12/4610KS DC12/5610KS
B-4	•	7	23	-	-	30	4	M12 x 1	1	4		
B-5	•	-	30	-	-	30	5	M18 x 1	0,8	5	DC18/4600KS DC18/5600KS	DC18/4610KS DC18/5610KS
B-5	•	10	20	-	-	30	5	M18 x 1	0,6	8		
B-9	•	-	35	-	-	35	5	M30 x 1,5	0,8	10	DC30/4600KS DC30/5600KS	DC30/4610KS DC30/5610KS
B-9	•	15	20	-	-	35	5	M30 x 1,5	0,4	15		