

FPZ
BLOWER TECHNOLOGY

SERIES K-MD MOR

ATEX II 3G/D c T3/T125 VERSION

TECHNICAL CHARACTERISTICS

- Aluminium alloy construction
- High efficiency impeller

OPTIONS

- Special Voltages (IEC 60038)
- Surface treatments
- Increased seal version



Data sheet

LATERAL CHANNEL BLOWERS-EXHAUSTERS

COMPANY WITH QUALITY MANAGEMENT
SYSTEM CERTIFIED BY DNV
= ISO 9001:2008 =



PRESSURE

Model	N 2900 rpm [kW]	N 3500 rpm [kW]	Q max 2900 rpm [m³/h]	Q max 3500 rpm [m³/h]	ΔP max 2900 rpm [hPa](mbar)	ΔP max 3500 rpm [hPa](mbar)	Leq ¹ 2900 rpm (Lp)[dB(A)]	Leq ¹ 3500 rpm (Lp)[dB(A)]	Weight ² max [kg]
K07R-MD	3	3,5	181	219	325	320	72	74	50,5
	4	4,6	181	219	475	425	72,5	74,5	59
	5,5	6,3	181	219	500	500	73	75	70
K08R-MD	4	4,6	236	285	350	275	74,2	76,2	61,5
	5,5	6,3	236	285	475	400	74,6	76,6	72,5
	7,5	8,6	236	285	525	525	75	77	78
K09-MD	5,5	6,3	311	375	375	300	76	78	80,5
	7,5	8,6	311	375	475	400	77,5	79,5	87,5
	11	12,5	311	375	550	550	78,5	80,5	117,5
K10-MD	5,5	6,3	387	467	275	200	77,5	79,5	81,5
	7,5	8,6	387	467	400	310	77,9	79,9	88,5
	11	12,5	387	467	550	550	78,7	80,7	118,5
K11-MD	7,5	8,6	431	520	325	200	79,1	81,1	105,5
	11	12,5	431	520	500	400	79,7	81,7	135,5
	15	17	431	520	550	550	80,3	82,3	149,5
K12-MD	11	12,5	473	570	350	275	80,6	82,6	139
	15	17	473	570	450	450	80,9	82,9	153

VACUUM

Model	N 2900 rpm [kW]	N 3500 rpm [kW]	Q max 2900 rpm [m³/h]	Q max 3500 rpm [m³/h]	ΔP max 2900 rpm [hPa](mbar)	ΔP max 3500 rpm [hPa](mbar)	Leq ¹ 2900 rpm (Lp)[dB(A)]	Leq ¹ 3500 rpm (Lp)[dB(A)]	Weight ² max [kg]
K07R-MD	3	3,5	181	219	325	320	71	73	50,5
	4	4,6	181	219	400	375	71,5	73,5	59
	5,5	6,3	181	219	-	-	-	-	70
K08R-MD	4	4,6	236	285	350	275	73,7	75,7	61,5
	5,5	6,3	236	285	400	375	74,1	76,1	72,5
	7,5	8,6	236	285	-	-	-	-	78
K09-MD	5,5	6,3	311	375	375	300	75,5	77,5	80,5
	7,5	8,6	311	375	425	400	77	79	87,5
	11	12,5	311	375	-	-	-	-	117,5
K10-MD	5,5	6,3	387	467	275	200	78,3	80,3	81,5
	7,5	8,6	387	467	325	300	78,7	80,7	88,5
	11	12,5	387	467	425	425	79,4	81,4	118,5
K11-MD	7,5	8,6	431	520	325	200	78,7	80,7	105,5
	11	12,5	431	520	425	400	79	81	135,5
	15	17	431	520	-	-	-	-	149,5
K12-MD	11	12,5	473	570	350	225	80,2	82,2	139
	15	17	473	570	375	375	80,5	82,5	153

INSTALLATION

- For proper use, the blower should be equipped with INLET FILTER and Flow Relief VALVE.
- Ambient temperature from -15° to +40°C (+5° to +104° F).
- Specifications subject to change without notice.
- Before installation read carefully all instructions.

¹ Noise measured at 1 m distance with inlet and outlet ports piped, in accordance to ISO 3744.

² Value refers to the weight of the machine with 3 Phase motor if MOR range, without motor if GOR or GVR range.

N: Installed motor power

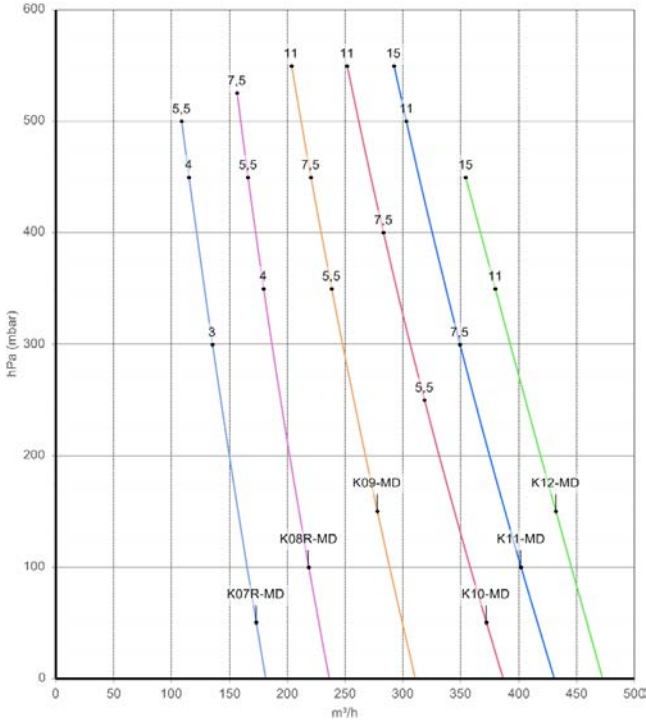
Q: Flow rate

ΔP: Differential pressure

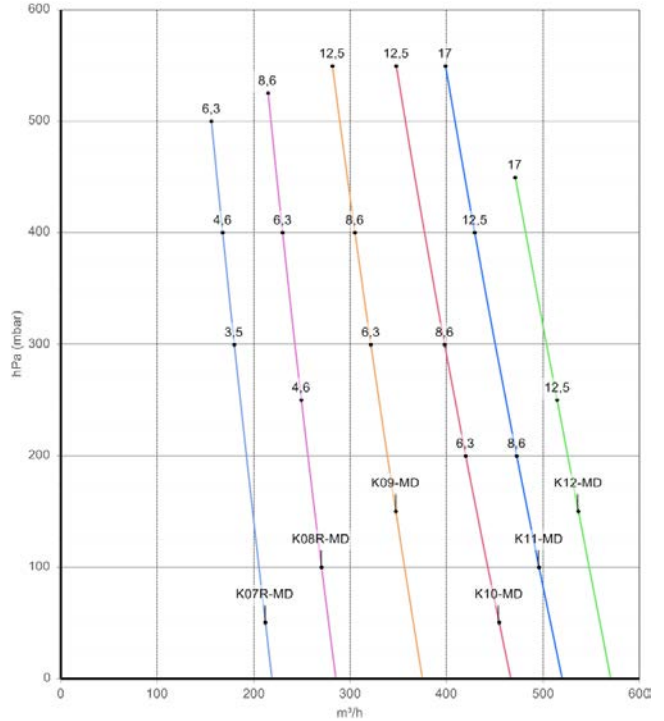
Leq: Noise level

PRESSURE

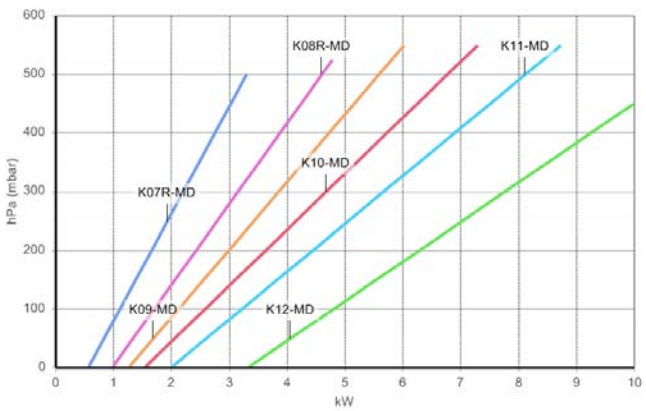
2900 rpm (50 Hz)



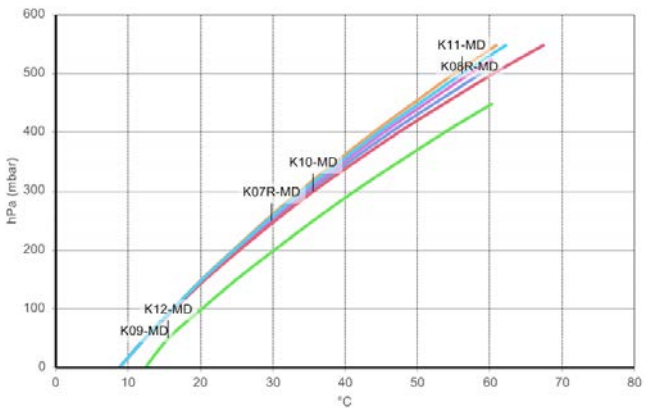
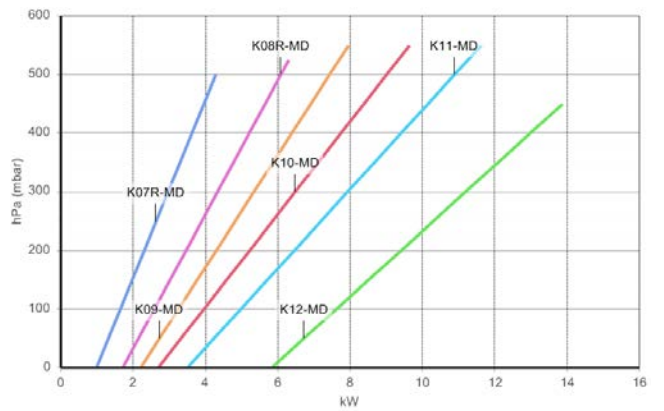
3500 rpm (60 Hz)



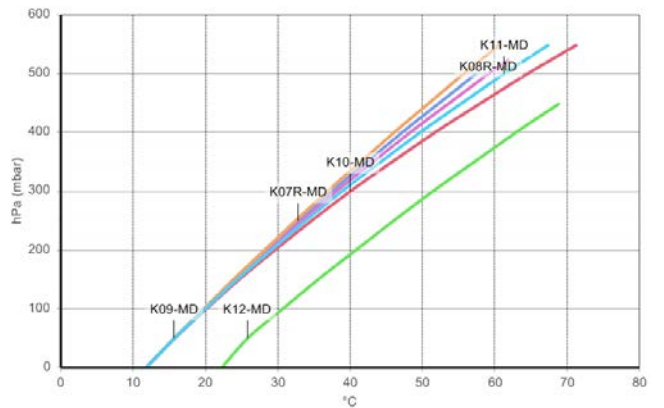
FLOW RATE



ABSORBED POWER



TEMPERATURE INCREASE

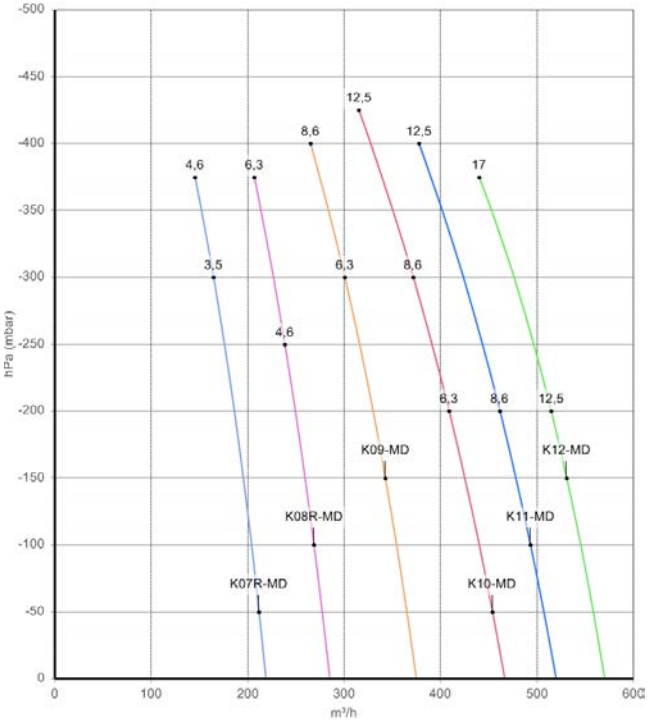
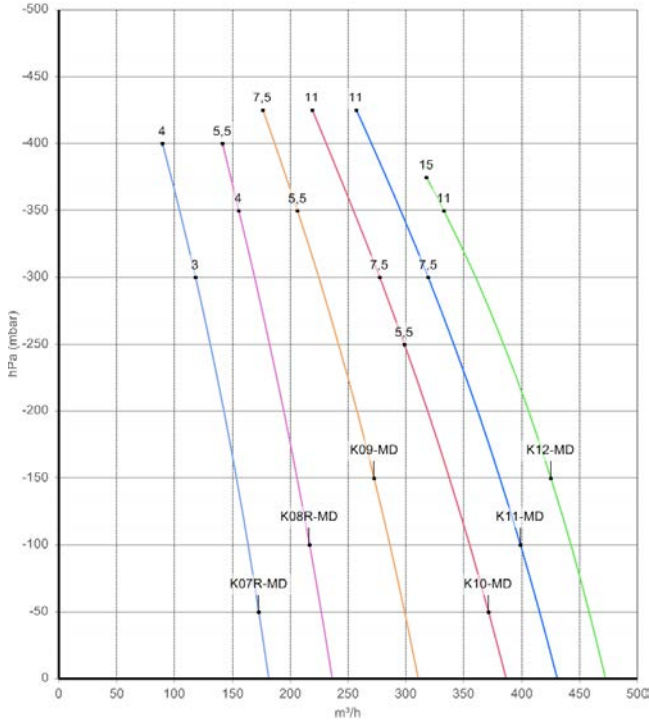


Curves refer to air at 20°C (68° F) temperature and 1013 mbar (29.92 In Hg) atmospheric pressure (abs) measured at inlet port.
 Values for flow, power consumption and temperature rise: ±10% tolerance.
 Data can change without prior notice.

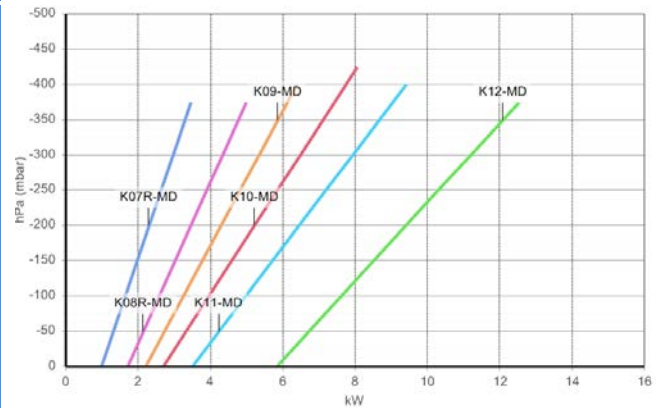
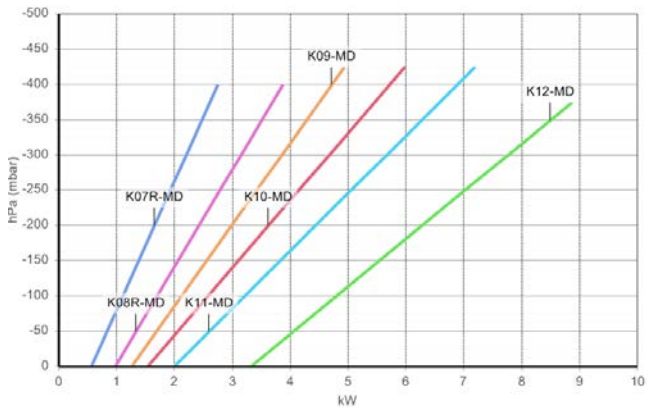
VACUUM

2900 rpm (50 Hz)

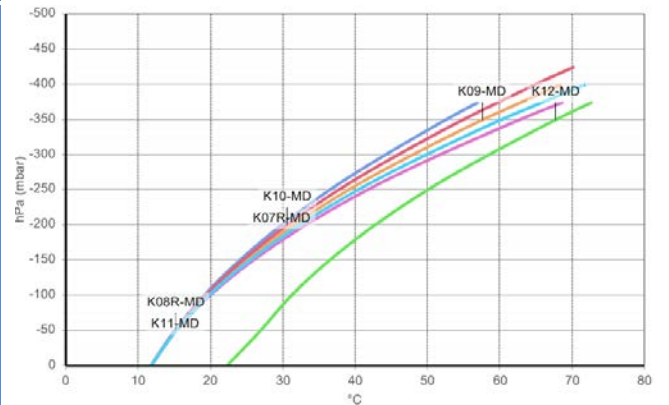
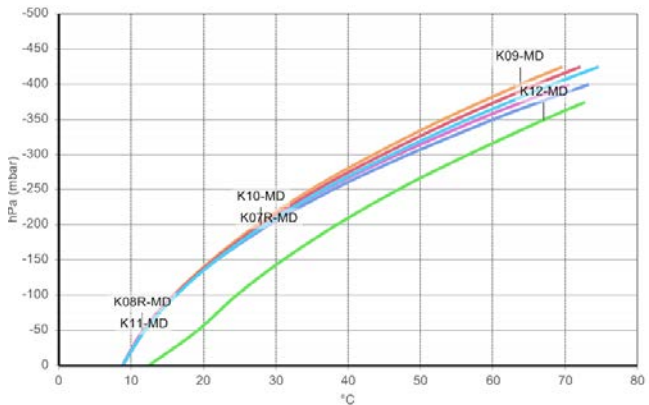
3500 rpm (60 Hz)



FLOW RATE

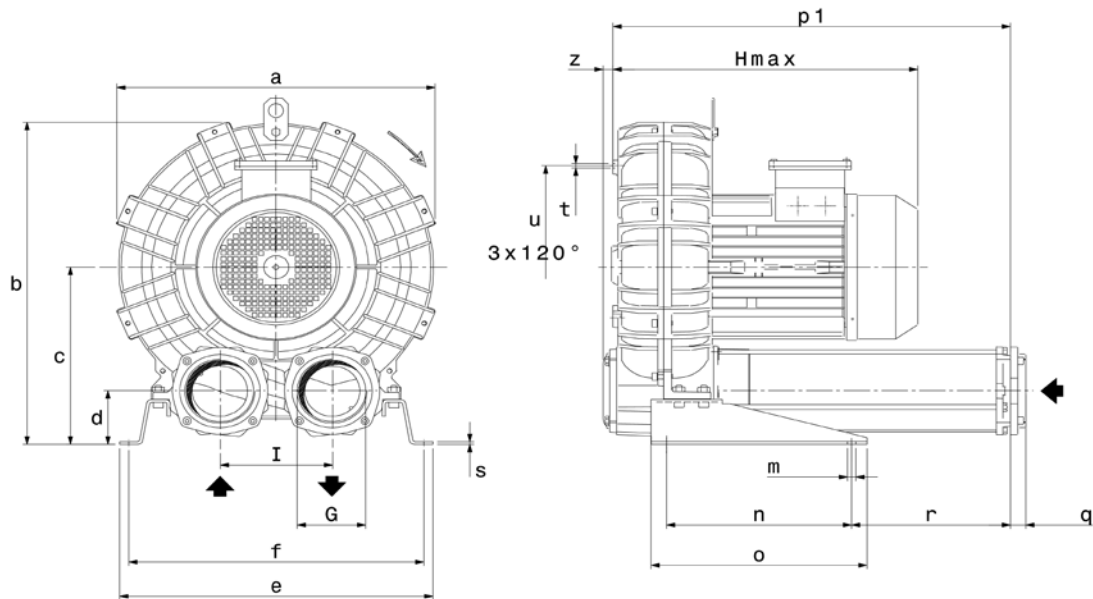


ABSORBED POWER



TEMPERATURE INCREASE


Curves refer to air at 20°C (68° F) temperature, measured at inlet port and 1013 mbar (29.92 In Hg) atmospheric backpressure (abs).
 Values for flow, power consumption and temperature rise: ± 10% tolerance.
 Data can change without prior notice.

DIMENSIONS (K07R-MD/K08R-MD/K09-MD/K10-MD/K11-MD/K12-MD)


Dimensions in mm - FOR REFERENCE ONLY

Model	a	b	c	d	e	f	G	H	i	m
K07R-MD	424	481	269	82	468	438	G 2"	535	155	13
K08R-MD	457	498	269	82	478	448	G 2"	535	155	13
K09-MD	492	561	315	96	508	478	G 4"	672	182	13
K10-MD	516	573	315	96	508	478	G 4"	672	182	13
K11-MD	542	603	332	91	538	508	G 4"	677	200	13
K12-MD	548	606	332	91	538	508	G 4"	680	200	13

Model	n	o	p1	q	r	s	t	u	z
K07R-MD	300	350	418	18	43	5	M8	295	16
K08R-MD	300	350	418	18	43	5	M8	310	16
K09-MD	300	350	644	25	257	5	M8	360	16
K10-MD	300	350	644	25	257	5	M8	360	16
K11-MD	300	350	654	25	262	5	M8	390	16
K12-MD	300	350	657	25	262	5	M8	390	13



FPZ
BLOWER TECHNOLOGY

FPZ, Inc

Soukville, Wisconsin
USA
usa@fpz.com

FPZ Espana/Portugal

Pral, Barcelona
Espana
mila.lozano@fpz.com

FPZ France S.a.r.l.

St. Priest
France
france@fpz.com

HEADQUARTERS

FPZ S.p.A.
Concorezzo (MB)
Italy
info@fpz.com

FPZ México/LA

Zapopan, Jalisco
México
mexico@fpz.com

FPZ UK

Andover, Hampshire
United Kingdom
uk@fpz.com

FPZ Austria & Germany

Krems
Austria
vertrieb@fpz.com