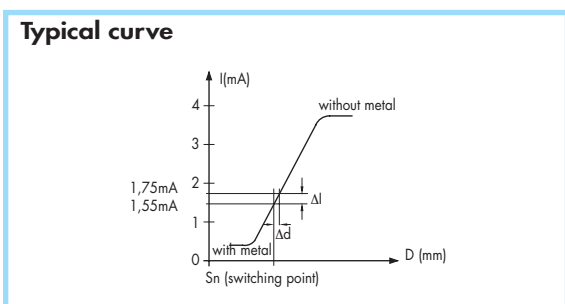

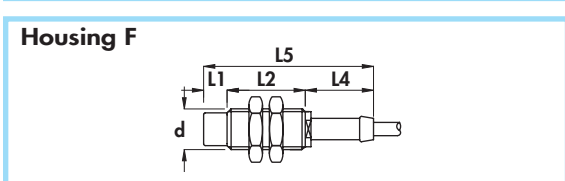
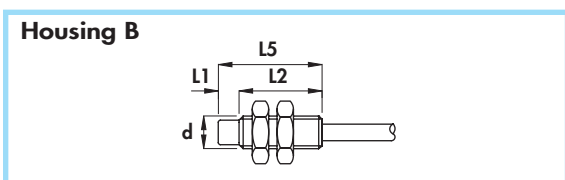
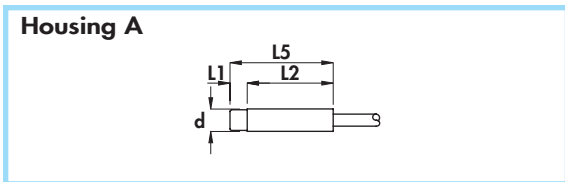


**NAMUR SERIES - diameters 4 - 5 - 6,5 - 8 - 12 mm •
Non amplified in d.c. 2 wires •
Cable output •**

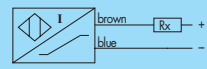


Diameter	M5 x 0,5	M8 x 1	M12 x 1
Nut	Size	SW7	SW13
	Thickness mm	2,5	4
Max tightening torque Nm	2	10	15

Materials:
 • Cable: 2 m PVC CEI 20 - 22 II; 90°C; 300 V; O.R.
 • Housing 4 - 5 - 6,5 - 8 mm: stainless steel
 • Housing 12 mm: nickel plated brass
 • Sensing face: plastic

- Technical data:**
- Working voltage: 5 ÷ 30 Vdc
 - Supply voltage according to NAMUR: 7,7 ÷ 9 Vdc
 - Max ripple: 10%
 - Consumption at 8,2 V with Rx = 1000 Ω
 - with metal: ≤ 1 mA
 - without metal: ≥ 3 mA
 - Temperature range: -25° ÷ +70°C
 - Max thermal drift of sensing distance S_i: ± 10%
 - Repeat accuracy (R): 2%
 - Degree of protection: IP67
 - Cable conductor cross section: 0,15 mm² on 4 and 5 mm; 0,35 mm² on 6,5 ÷ 12 mm
 - According to EN60947-5-6
 - Electromagnetic compatibility (EMC) according to EN60947-5-2
 - Shock and vibration resistance according to EN60068-2-27 EN60068-2-6
 - For certified ATEX version see ATEX Catalogue

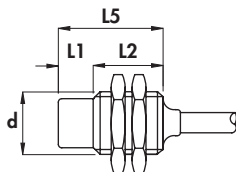
Housing	Flush mounting Non flush mounting	L1	L2	L3	L4	L5	Cable diameter	Body diameter (d)	Max switching frequency (f)	Nominal sensing distance (S _i) ± 10%	ORDERING REFERENCES
		mm	mm	mm	mm	mm					
A	•	-	20	-	-	20	3	4	5	0,8	DC4/4600L
B	•	-	20	-	-	20	3	M5 x 0,5	5	0,8	DC5/4700
A	•	-	25	-	-	25	4	6,5	5	1,5	DC6,5/4700L
A	•	5	20	-	-	25	4	6,5	3	2,5	DC6,5/5700L
A	•	-	25	-	-	25	4	8	5	1,5	DC8/4700L
B	•	-	25	-	-	25	4	M8 x 1	5	1,5	DC8/4700
B	•	5	20	-	-	25	4	M8 x 1	3	2,5	DC8/5700
B	•	-	30	-	-	30	4	M12 x 1	5	2	DC12/4600
F	•	-	30	-	20	50	4	M12 x 1	5	2	DC12/4700
B	•	7	23	-	-	30	4	M12 x 1	1	4	DC12/5600
F	•	7	23	-	20	50	4	M12 x 1	1	4	DC12/5700



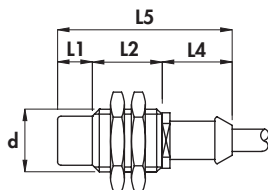
CYLINDRICAL INDUCTIVE SENSORS IN METAL HOUSING

- **NAMUR SERIES - diameters 14 - 16 - 18 mm**
- **Non amplified in d.c. 2 wires**
- **Cable output**


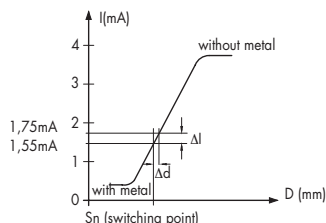
Housing B-1



Housing F-1



Typical curve



Diameter	M14 x 1	M16 x 1	M18 x 1
Nut	Size	SW17	SW22
	Thickness mm	4	4
Max tightening torque Nm	20	25	35

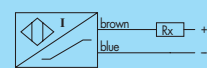
Materials:

- Cable: 2 m PVC CEI 20 - 22 II; 90°C; 300 V; O.R.
- Housing: nickel plated brass
- Sensing face: plastic


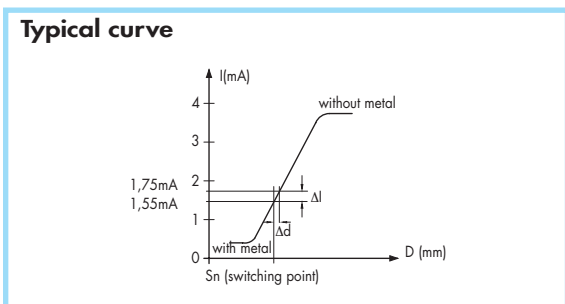
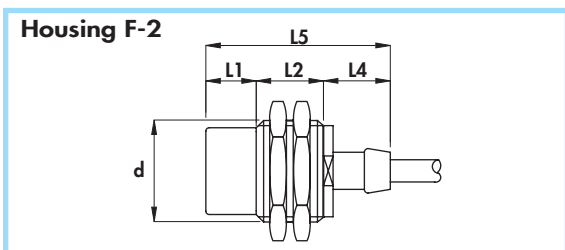
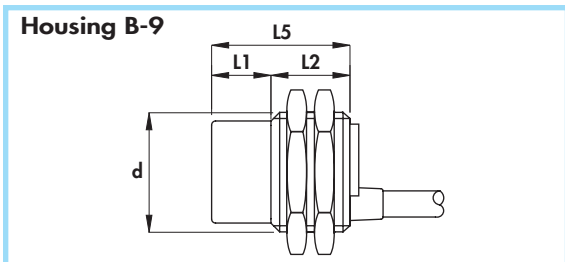
Technical data:

- Working voltage: 5 ÷ 30 Vdc
- Supply voltage according to NAMUR: 7,7 ÷ 9 Vdc
- Max ripple: 10%
- Consumption at 8,2 V with Rx = 1000 Ω
 - with metal: ≤ 1 mA
 - without metal: ≥ 3 mA
- Temperature range: - 25° ÷ + 70°C
- Max thermal drift of sensing distance S_p: ± 10%
- Repeat accuracy (R): 2%
- Degree of protection: IP67
- Cable conductor cross section: 0,35 mm² on 14 ÷ 16 mm, 0,50 mm² on 18 mm
- According to EN60947-5-6
- Electromagnetic compatibility (EMC) according to EN60947-5-2
- Shock and vibration resistance according to EN60068-2-27 EN60068-2-6
- For certified ATEX version see ATEX Catalogue

Housing	Flush mounting Non flush mounting	L1	L2	L3	L4	L5	Cable diameter	Body diameter (d)	Max switching frequency (f)	Nominal sensing distance (S _n) ± 10%	ORDERING REFERENCES
		mm	mm	mm	mm	mm					
B-1	•	-	30	-	-	30	4	M14 x 1	2	3	DC14/4700 DC14/5700
B-1	•	10	30	-	-	40	4	M14 x 1	1	5	
B-1	•	-	30	-	-	30	4	M16 x 1	2	4	DC16/4700 DC16/5700
B-1	•	10	30	-	-	40	4	M16 x 1	1	5,5	
B-1	•	-	30	-	-	30	6	M18 x 1	1	5	DC18/4600 DC18/4700
F-1	•	-	30	-	20	50	6	M18 x 1	1	5	
B-1	•	10	20	-	-	30	6	M18 x 1	0,5	8	DC18/5600 DC18/5700
F-1	•	10	20	-	20	50	6	M18 x 1	0,5	8	



NAMUR SERIES - diameters 4 - 5 - 6,5 - 8 - 12 mm • Non amplified in d.c. 2 wires • Cable output •



Diameter		M28 x 1,5	M30 x 1,5	M35 x 1,5	M45 x 1,5
Nut	Size	SW32	SW36	SW41	SW55
	Thickness mm	4	5	5	5
Max tightening torque Nm		80	80	70	70

Materials:

- Cable: 2 m PVC CEI 20 - 22 II; 90°C; 300 V; O.R.
- Housing: nickel plated brass
- Sensing face: plastic

Technical data:

- Working voltage: $5 \div 30$ Vdc
- Supply voltage according to NAMUR: $7,7 \div 9$ Vdc
- Max ripple: 10%
- Consumption at 8,2 V with $R_x = 1000 \Omega$
 - with metal: ≤ 1 mA
 - without metal: ≥ 3 mA
- Temperature range: $-25 \div +70$ °C
- Max thermal drift of sensing distance S_r : $\pm 10\%$
- Repeat accuracy (R): 2%
- Degree of protection: IP67
- Cable conductor cross section: $0,50$ mm²
- According to EN60947-5-6
- Electromagnetic compatibility (EMC) according to EN60947-5-2
- Shock and vibration resistance according to EN60068-2-27 EN60068-2-6
- For certified ATEX version see ATEX Catalogue

Housing	Flush mounting Non flush mounting	L1	L2	L3	L4	L5	Cable diameter	Body diameter (d)	Max switching frequency (f)	Nominal sensing distance (S _n) $\pm 10\%$	ORDERING REFERENCES
		mm	mm	mm	mm	mm					
B-9	•	-	35	-	-	35	6	M28 x 1,5	0,3	10	DC28/4700 DC28/5700
B-9	•	10	25	-	-	35	6	M28 x 1,5	0,2	15	
B-9	•	-	35	-	-	35	6	M30 x 1,5	0,3	10	DC30/4600 DC30/4700 DC30/5600 DC30/5700
F-2	•	-	35	-	20	55	6	M30 x 1,5	0,3	10	
B-9	•	15	20	-	-	35	6	M30 x 1,5	0,2	15	
F-2	•	15	20	-	20	55	6	M30 x 1,5	0,2	15	
B-9	•	-	35	-	-	35	6	M35 x 1,5	0,3	15	DC35/4700
B-9	•	-	35	-	-	35	6	M45 x 1,5	0,3	20	DC45/4700

